



Sirius

SL906DL520

THE KIARA RANGE

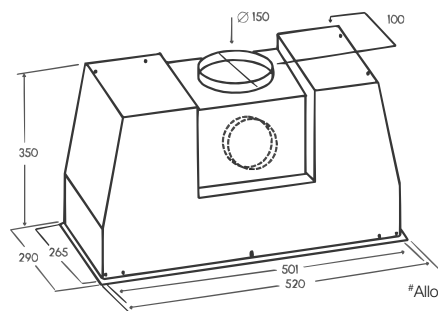
520MM ONBOARD UNDERMOUNT



SPECIFICATIONS

Rangehood Type	Undermount
GTIN	9351116002787
Country of Origin	Hand-Crafted in Italy
Suits Cooktop Size	300-600mm
Suits Cooktop Style	Induction, Electric, Gas
Recommended Install Height	min 600 - max 750mm from cooktop surface
Finish	Stainless Steel
Controls	WiFi with Voice & App Control + Touch Buttons
Speed Settings	4 (3 + Booster)
Recirculating	No
Extraction Rate	1020m ³ /h
Filter Type	1 x Baffle
Noise Level*	approx. 45dBA to 70dBA
Lighting	3.75W Dynamic Lighting
Run-on Timer	Yes
Automatic Shut-Off	Yes
Electrical Requirement	10AMP
Max Current (W)	274W
Motor Options	Onboard Green Energy
Ducting Options	Top & Side
Ducting Size	150mm diameter
Product Dimensions (mm)	H350 x W520 x D290
Nett Weight	17kg
Carton Dimensions (mm)	H360 x W530 x D300
Gross Weight	19kg
Warranty	3 Years - 6 Years if paired with Sirius Ducting
Energy Rating^	A
kWh/Annum^	approx. 45

LINE DRAWING



Cut-out Dimensions*
W505 x D270mm

Dimensions include trim.

*Allows upto 5mm extra for ease of installation.
See user manual for more information.

KEY FEATURES



Green Energy Motor

Our revolutionary technology paired with advanced engineering generates greater air movement with less fan movement, creating a superior cooking environment.



Powerful Airflow

With impressive airflow and control, this rangehood quickly and effectively removes smoke, steam, heat, odours, and other airborne particles from the kitchen. Conveniently controlled with 4 speed settings.



Dynamic Lighting

Adjust the lighting to suit your needs with our Dynamic Lighting System (DLS) with the flexibility to match the rooms lighting by adjusting the Kelvin between 2700 to 6500 or dim to set the mood. Also adjustable with the Sirius App.



Baffle Filters

Interlocking C-shaped baffles capture grease and smoke. Highly regarded for their advanced design and durability, they have a lifetime warranty. The optional mesh filters include layers of metal grids that create a labyrinth-like structure. Both options are dishwasher safe for easy cleaning.



Slimline Design

Seamlessly hiding away in your kitchen cabinet make with a powerful extraction to remove steam, smoke, odours and grease. It's the perfect design for any kitchen design without compromising on functionality or style.



WiFi Enabled

WiFi enabled to allow you to use it with our Sirius App and Voice Activation with Google and Alexa. Control your hood with a few simple commands, manage your extraction power, lighting and built in features.



Induction Suited

This rangehood has the sufficient extraction required to facilitate induction cooking. As induction cooking uses the base of the pan as the heat source, less moisture and steam is evaporated before it reaches the filters. This can create drops of water that drip into your cooking.



Ducting & Venting Options

The flexibility to suit your kitchen set-up needs with top or rear venting options. With Sirius Ducting kits and components, installing your rangehood is easy and extends warranty to 6 Years.



Hand-Crafted in Italy

Quality, functionality, innovation, style & luxury hand-crafted in Italy. Leading the market in design and functionality, this collection has been specifically handpicked for Australian living.

*Note noise level is an approximate range and subject to installation and surrounding materials.

^Product is manufactured in Italy, ratings are based on European directive 65/2014 regulations.

This information is correct at time of producing and subject to change as products develop. Always check the physical product before making any cut-outs or installing.

For more information, visit our website.



Sirius

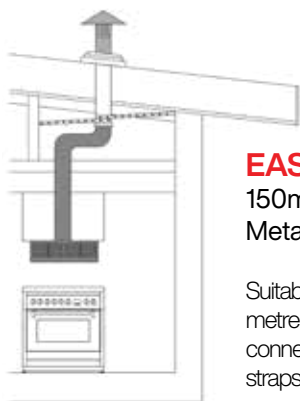
SL906DL520

THE KIARA RANGE

520MM ONBOARD UNDERMOUNT



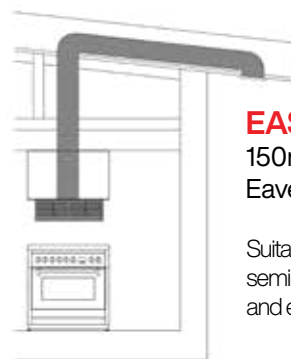
DUCTING OPTIONS



EASYROOFKIT

150mm diameter
Metal/Tiled Roof Installations

Suitable for duct runs of up to 4 metres, semi-rigid, solid duct, internal connectors, clamps, flashing, bracing straps and galvanised cowl included.



EASYEAVEKIT

150mm diameter
Eave Installations

Suitable for duct runs of up to 3 metres, semi rigid, clamps 125/150 expander and eave vent included.



EASYWALLKIT

150mm diameter
External Wall Installations

Suitable for duct runs of up to 3 metres, semi rigid, clamps 125/150 expander and wall vent include.

All EasyKits can be extended with 1 set (2) Universal Ring Clamps (URC25-215) and 1 x Semi Rigid Duct length (SRPRO30-150) that expands upto 3 metres.

6 Year Warranty

when Sirius ducting is used

Sirius has its own range of ducting kits and components, designed to get the most power and efficiency out of its hoods. The full range of high quality, cost effective ducting kits and individual parts will provide you with the best result for your rangehood.

Visit our website for more information
on Sirius Rangehoods, SEM Motors
and Sirius Ducting and EasyKits

