



Sirius

VELARIO RANGE

SLTC97EMEL90

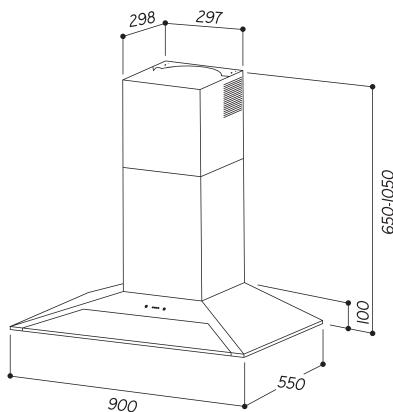
900MM OFFBOARD CANOPY IN BLACK



SPECIFICATIONS

Rangehood Type	Canopy
GTIN	9351116006570
Country of Origin	Hand-Crafted in Italy
Suits Cooktop Size	600-900mm
Suits Cooktop Style	Induction, Gas, Electric
Recommended Install Height	min 600 - max 750mm from cooktop surface
Finish	Black Stainless Steel
Controls	Button Control
Speed Settings	4 (3 + Booster)
Recirculating	No
Filter Type	1 x 10mm Baffle
Noise Level*	approx. 45dBA to 70dBA
Lighting	2 x 3.75W Dynamic Lighting
Run-on Timer	Yes - 10mins
Automatic Shut-Off	Yes - 4hrs
Electrical Requirement	10AMP
Max Current (W)	513W
Motor Options	Offboard SEM11, SEM21, SEM51
Motor Extraction Rate#	Dependent on motor & placement - up to 1200m ³ /h
Ducting Options	Top
Ducting Size	150mm diameter
Product Dimensions (mm)	H min650-max1050 x W900 x D550
Nett Weight	24kg
Carton Dimensions (mm)	H700 x W1020 x D720
Gross Weight	27kg
Warranty	3 Years - 6 Years if paired with Sirius Ducting

LINE DRAWING



See user manual for more information

KEY FEATURES



Offboard Green Energy Motor

Our revolutionary technology paired with advanced engineering generates greater air movement with less fan movement, creating a superior cooking environment.



Powerful Airflow

With impressive airflow and control, this rangehood quickly and effectively removes smoke, steam, heat, odours, and other airborne particles from the kitchen. Conveniently controlled with 4 speed settings.



Dynamic Lighting

Adjust the lighting to suit your needs with our Dynamic Lighting System (DLS) with the flexibility to match the rooms lighting by adjusting the Kelvin between 2700 to 6500 or dim to set the mood.



Baffle Filters

Interlocking C-shaped baffles capture grease and smoke. Highly regarded for their advanced design and durability, their leading construction is designed to catch oil, grease and other contaminants. With a lifetime warranty, they clean effortlessly in the dishwasher.



Induction Suited

This rangehood has the sufficient extraction required to facilitate induction cooking. As induction cooking uses the base of the pan as the heat source, less moisture and steam is evaporated before it reaches the filters. This can create drops of water that drip into your cooking.



Button Control

Easy to use, the sleek button control lets you power your rangehood with a simple, classic touch. Control the rangehoods fan speed and lighting effortlessly at the touch of a button. Modern design and straightforward controls make operation a breeze while enjoying your cooking experience.



Run-On Timer

A turn-off timer feature that keeps your kitchen fresh and smelling great, keeping your hood running for an extra 10 minutes post cooking to ensure that excess smells and grease are removed from the kitchen. And with the automatic turn-off, you won't need to remember it's on.



European Made Motor

Partnering with the best European motor manufacturers to create the ultimate range of motors that provide the maximum in performance without the noise, that are specifically designed for the Australian home.



Hand-Crafted in Italy

Quality, functionality, innovation, style & luxury hand-crafted in Italy. Leading the market in design and functionality, this collection has been specifically handpicked for Australian living.

#Extraction rate is an approximate figure and varies depending on installation.

*Please note noise level is an approximate range and subject to installation and surrounding materials.

For more information, visit our website.



Sirius

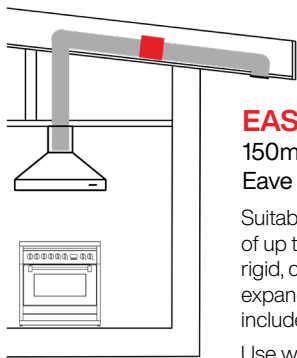
VELARIO RANGE

SLTC97EMEL90

900MM OFFBOARD CANOPY IN BLACK



DUCTING OPTIONS

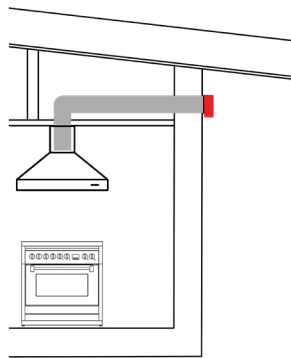


EASYEAVEKIT

150mm diameter
Eave Installations

Suitable for duct runs of up to 3 metres, semi rigid, clamps 125/150 expander and eave vent included.

Use with SEM11 motor.

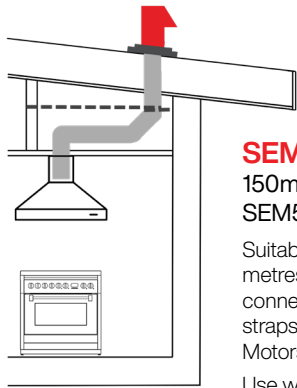
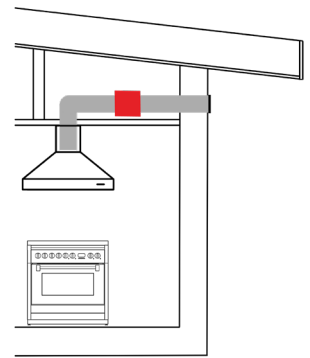


EASYWALLKIT

150mm diameter
External Wall Installations

Suitable for duct runs of up to 3 metres, semi rigid, clamps 125/150 expander and wall vent include.

Use with SEM11 or SEM21 motors.



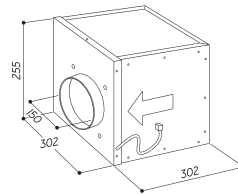
SEM51KIT

150mm diameter
SEM51 Motor Installations

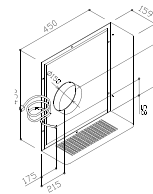
Suitable for duct runs of up to 3 metres, semi rigid, solid duct, internal connectors, clamps, flashing, bracing straps, 125/150 expander for SEM51 Motors.

Use with SEM51 motor.

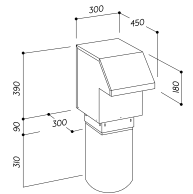
MOTOR OPTIONS



SEM11
Internal **Inline** Motor



SEM21
External **Wall** Motor



SEM51
External **Roof** Motor

6 Year Warranty

when Sirius ducting is used

Sirius has its own range of ducting kits and components, designed to get the most power and efficiency out of its hoods. The full range of high quality, cost effective ducting kits and individual parts will provide you with the best result for your rangehood.

All EasyKits can be extended with 1 set (2) Universal Ring Clamps (URC25-215) 1 x connector and 1 x Semi Rigid Duct length (SRPRO30-150) that expands upto 3 metres.

Visit our website for more information on Sirius Rangehoods, SEM Motors and Sirius Ducting and EasyKits

