




# Valentina collection



## ECLIPSE RANGE

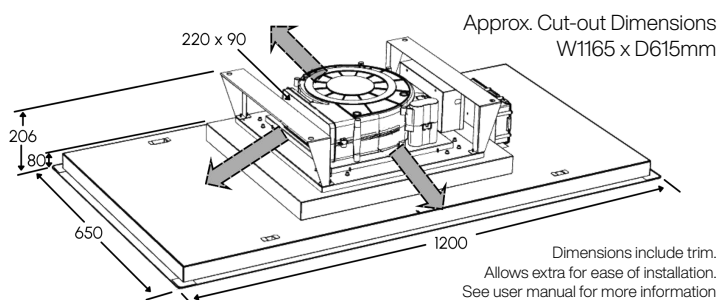
### SLT971BRHM

1200MM ONBOARD BRUSHLESS MOTOR  
CEILING CASSETTE

#### SPECIFICATIONS

Rangehood Type	Ceiling Cassette
GTIN	935116005337
Country of Origin	Hand-Crafted in Italy
Suits Cooktop Size	up to 1200mm
Suits Cooktop Style	Induction, Gas, Electric
Recommended Install Height	min 1200 to max 1800mm from cooktop surface
Mounting Kit	170mm - 75455981971
Finish	White Powdercoated Stainless Steel & Glass
Controls	Remote control
Speed Settings	4 (3 + Booster)
Recirculating	Optional - requires KF2 Carbon Filter SPS-90071999999
Extraction Rate <sup>#</sup>	1020m <sup>3</sup> /h
Filter Type	Aluminium Mesh
Noise Level <sup>*</sup>	approx. 53dBA to 64dBA
Lighting	6W Dynamic Lighting
Run-on Timer	Yes - 10mins
Automatic Shut-Off	Yes - 4hrs
Electrical Requirement	10AMP
Max Current (W)	228W
Motor Options	Onboard Brushless Green Motor
Ducting Options	3 side options
Ducting Size	220mm x 90mm Rectangular (150mm circular ducting with rectangular to circular adaptor)
Product Dimensions (mm)	W1200 x D650 x H206
Nett Weight	40kg
Carton Dimensions (mm)	W1320 x D720 x H230
Gross Weight	48kg
Warranty	3 Years - 6 Years if paired with Sirius Ducting
Energy Rating <sup>^</sup>	A++
kWh/Annum <sup>^</sup>	approx. 25

#### LINE DRAWING



#### KEY FEATURES



##### Brushless Green Energy Motor

Brushless motors provide greater durability and efficiency, and combined with our Green Energy design, you have the ideal motor for high performance rangehoods with exceptional power and airflow, and the addition of sound reduction



##### Powerful Airflow

With impressive airflow and control, this rangehood quickly and effectively removes smoke, steam, heat, odours, and other airborne particles from the kitchen. Conveniently controlled with 4 speed settings.



##### Dynamic Lighting

Adjust the lighting to suit your needs with our Dynamic Lighting System (DLS) with the flexibility to match the rooms lighting by adjusting the Kelvin between 2700 to 6500 or dim to set the mood. Also adjustable with the Sirius App.



##### Mesh Filter

Our mesh filters are made to ensure superior durability and filtration performance. Trapping grease, oils, smoke and odours during cooking, their design also helps reduce possible fire hazards. Eco-friendly, cost-effective, easy to install and easy to clean in the dishwasher.



##### Remote Control

This rangehood comes with a convenient remote control, giving you the ability to operate the hood from a distance. Designed to be simple and intuitive, it allows you to effortlessly adjust the fan speed, lighting, timer settings and built-in features at an easy touch of a button.



##### Recirculated Option

Recirculating your rangehood filters the air and blows it back into the room, and often requires a carbon or charcoal filter to help clean the air. This is a good option for small spaces or if you can't duct to the outside atmosphere.



##### Induction Suited

This rangehood has the sufficient extraction required to facilitate induction cooking. As induction cooking uses the base of the pan as the heat source, less moisture and steam is evaporated before it reaches the filters. This can create drops of water that drip into your cooking.



##### Mounting Kit

A proud mount kit helps with installing a ceiling cassette where flush install or installation into a fixed bulk-head is unavailable. This kit creates a small 'bulk-head' housing for the ceiling cassette, while complementing the kitchen aesthetics.



##### Hand-Crafted in Italy

Pioneering downdrafts since 2001, Sirius were the first to introduce this innovative rangehood. Quality, functionality, innovation, style & luxury hand-crafted in Italy. Leading the market in design and functionality, this collection has been specifically handpicked for Australian living.

<sup>#</sup>Extraction rate is an approximate figure and varies depending on installation.

<sup>\*</sup>Note noise level is an approximate range and subject to installation and surrounding materials.

<sup>^</sup>Product is manufactured in Italy, ratings are based on European directive 65/2014 regulations.


This information is correct at time of producing and subject to change as products develop.

Always check the physical product before making any cut-outs or installing.

For more information, visit our website.



Valentina  
collection

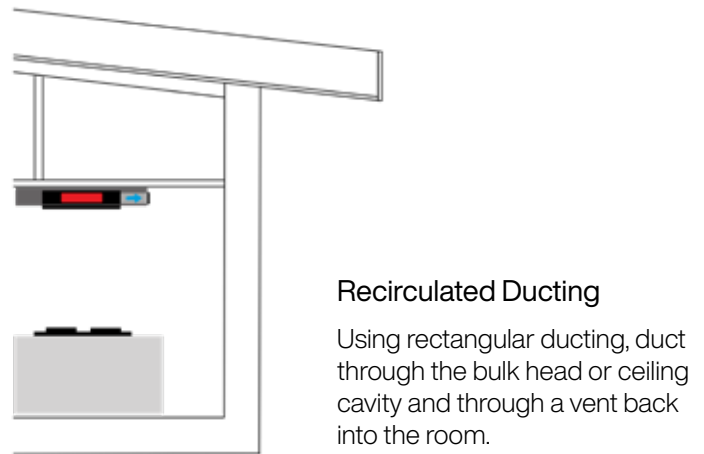
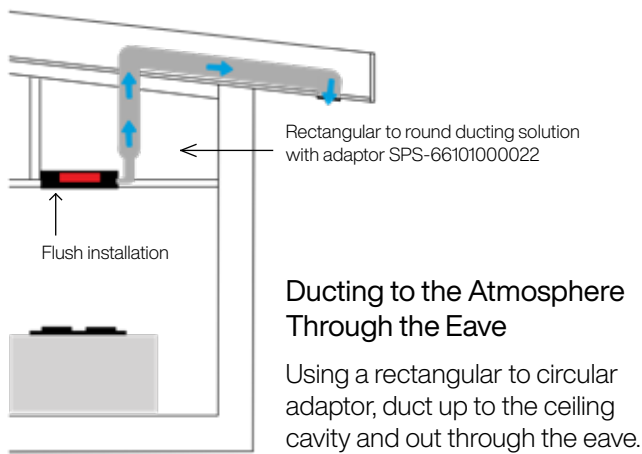
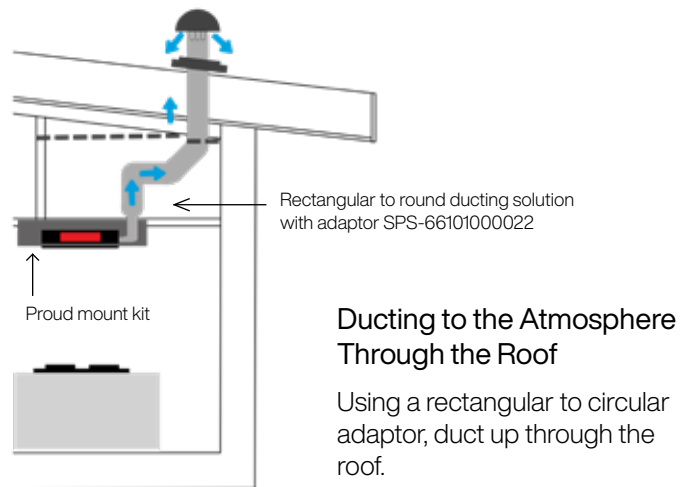
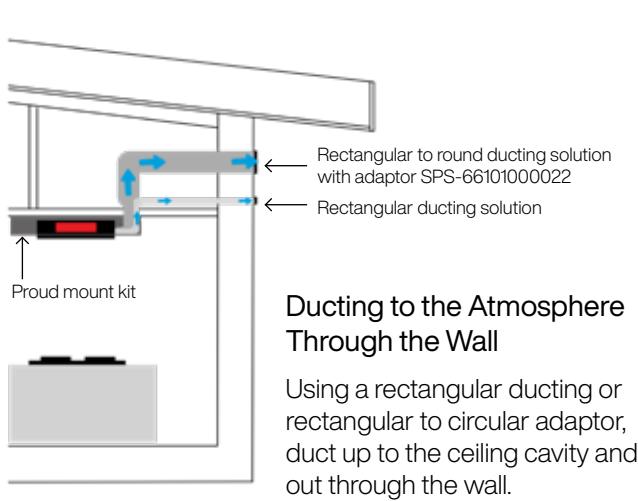


## ECLIPSE RANGE

### SLT971BRHM

1200MM ONBOARD BRUSHLESS MOTOR  
CEILING CASSETTE

#### DUCTING OPTIONS



**6 Year** Warranty  
when Sirius ducting is used

Sirius has its own range of ducting kits and components, designed to get the most power and efficiency out of its hoods. The full range of high quality, cost effective ducting kits and individual parts will provide you with the best result for your rangehood.

All EasyKits can be extended with 1 set (2) Universal Ring Clamps (URC25-215) and 1 x Semi Rigid Duct length (SRPRO30-150) that expands upto 3 metres.

Visit our website for more information on Sirius Rangehoods, SEM Motors and Sirius Ducting and EasyKits

